
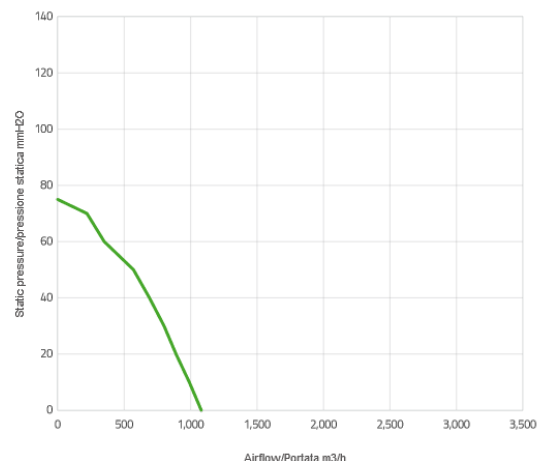


BRUSHED CENTRIFUGAL BLOWERS

006-A40-22



Performance diagram

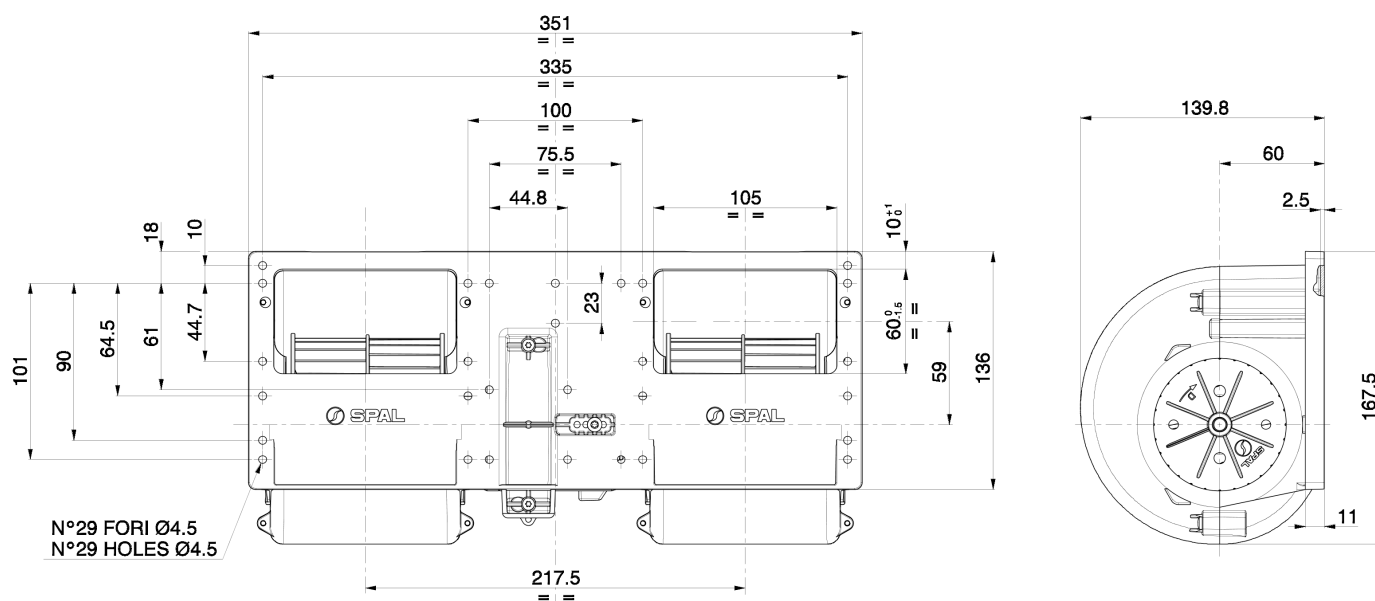


Performance chart

Static pressure	Airflow	Current draw	Airflow	Static pressure
mm H ₂ O	m³/h	A	CFM	in H ₂ O
0	1080	25,3	637	0
10,0	990	23,5	584	0,4
20,0	890	22,1	525	0,8
30,0	800	20,7	472	1,2
40,0	690	19,0	407	1,6
50,0	570	16,9	336	2,0

This is a not-controlled copy electronically created from the web site www.spalautomotive.com. The information contained herein is subject to change without notice. This catalogue/web site does not imply that any such parts are available for supply. The publisher and any party associated with the production of this catalogue/web site do not accept any responsibility or liability whatsoever (to the extent permitted by law) for any inaccuracy, error, misinformation or misleading statements, whether negligently caused or otherwise, contained in this publication. This publication is protected by copyright and may not be reproduced or copied (using any method of reproduction or copying), sold, transmitted, circulated or otherwise forwarded to third parties, in whole or part, without prior written consent of the author.

Static pressure	Airflow	Current draw	Airflow	Static pressure
60,0	350	12,7	207	2,4
70,0	220	11,9	130	2,8
75,0	0	9,0	0	3,0



21/05/2008

Pagina 1